

# IDENTIFICATION OF CLINICAL outcomes from University of Carabobo Orthodontic Residency program based on american board of orthodontic cast criteria

*Identificación de resultados clínicos del postgrado  
de Ortodoncia de la Universidad de Carabobo basado  
en los criterios para modelos del Consejo Americano de Ortodoncia*

POR

OSWALDO JESÚS **MEJÍAS ROTUNDOA**<sup>1</sup>

<sup>1</sup> Cátedra de Ortodoncia y Ortopedia Dentofacial.  
Universidad José Antonio Páez. Carabobo, Venezuela.

**Autor de correspondencia:** Oswaldo Mejías Rotundo. Consultorio  
Odontológico "La Trinidad" calle Anzoátegui 10-a. Municipio  
San Diego. Carabobo, Venezuela. Zip: 2006  
Teléfono: 00584244913132-00582418911902,  
[mejiasrotundo@gmail.com](mailto:mejiasrotundo@gmail.com)

## Abstract

The aim of this investigation was to identify treatment outcomes from University of Carabobo Orthodontic Residency program using American Board of Orthodontic's Objective Grading System. Twenty five consecutive final dental cast were score for alignment, marginal ridges, bucolingual inclination, overjet, interproximal contacts, oclussal relationship and contacts. Normal distribution and t-test using 25 pts. for total score was applied with a  $P = 0.05$  significance level. Results showed a mean score of 22,160 (CI 18,43 - 25,89). Alignment, bucolingual inclination and overjet had the means highest scores (3,52; 4,72; 4,56).  $P$ -value of 0,1291 showed no statistical difference from score reference of 25 pts. In conclusion, orthodontic residency students have clinical skills to finish patients with the requirements of phase 2 of american board of orthodontic exam. Determination of initial severity and an update in finishing protocol from cases attending the program are valid tools to improve scores of aforementioned variables.

**KEY WORDS (MeSH):** treatment outcome, orthodontics, reference standards, universities.

## Resumen

El propósito de esta investigación fué la identificación de resultados de tratamientos del Postgrado de Ortodoncia de la Universidad de Carabobo usando el Sistema de Evaluación Objetiva de la Asociación Americana de Ortodoncia. 25 modelos consecutivos a quienes se les adjudico un puntaje para alineación, rebordes marginales, inclinación bucolingual, overjet, contactos interproximales, relación y contactos oclusales. Distribución normal y una prueba t usando 25 puntos para la puntuación total fue aplicada con un nivel de confianza de  $P = 0.05$ . Los resultados mostraron una promedio de 22,160 pts. (IC 18,43-25,89). La Alineación, Inclinación bucolingual y el overjet obtuvieron la mayor puntuación (3,52; 4,72, 4,56). El valor  $P$  de 0,1291 demostró ausencias significativas al valor de referencia de 25 pts. En conclusión los residentes del Postgrado de Ortodoncia poseen las habilidades clínicas para finalizar los pacientes con los requisitos de la fase 2 del examen de certificación de la Sociedad Americana. La determinación de la severidad inicial y una actualización en el protocolo de finalización son herramientas validadas para mencionar la puntuación en las variables mencionadas.

**PALABRAS CLAVE (DeCS):** resultado del tratamiento, ortodoncia, estándares de referencia, universidades.

## Introduction

Orthodontic treatment outcome consists on final static and dynamic characteristic of the face and occlusion. For that purpose, cephalometric superimpositions and occlusal index have been developed to quantify orthodontic changes and stability<sup>1-5</sup>. In 1929 the first American Board of Orthodontic (ABO) was announce following the spirit of improve orthodontic practices meanwhile protecting public against irresponsible and unqualified practitioners<sup>6</sup>.

From that point the ABO Objective Grading System (ABO-OGS) have been widely used to establish and compare treatment outcomes from several protocols, devices and populations and their methods have been included among others international boards orthodontics certification<sup>7-13</sup>. ABO-OGS evaluates the following variables on dental cast: alignment, marginal ridges, buccolingual inclination, overjet, interproximal contact, occlusal relationship and occlusal contact. As mentioned previously<sup>14</sup>, each category is highly related with treatment quality and possible undesirable side effect from orthodontic mechanotherapy.

University of Carabobo Orthodontic program had assessed treatment outcomes from their population<sup>15</sup>, were their variables such as interproximal spaces, overjet and absence of protrusive interference were obtained, however no robust statistical treatments was applied and no following or comparison with another index have been done. This situation provides a optimal frame for a new evaluation with a simple calibrated instrument like ABO measuring gauge.

The objective of this investigation was to assess clinical outcomes from dental cast of the residency program using ABO-OGS.

## Materials and methods

### *Study type and design*

Exploratory, non experimental.

### *Inclusion criteria*

Finished cases treated by 8 Orthodontic Residents between June 2014- June 2016. Residents were unaware of the current investigation at the time of debonding. Full permanent dentition. Good dental cast appearance for proper measurement. Initial discrepancy and panoramic radiographs were not included because of incomplete records from sample.

### *Data gathering*

Materials used in this investigation included: ABO-OGS Cast-Radiograph evaluation worksheet<sup>16</sup>, which is a template with a series of dental surfaces slides (for example: maxillary occlusal for alignment or maxillary posterior buccal for oc-

clusal relationship) to score were points are deducted from each category (**FIGURE 1**); ABO-measuring gauge and ½ mechanical pencil.

**FIGURE 1.**

AMERICAN BOARD OF ORTHODONTIC CAST-RADIOGRAPH EVALUATION WORKSHEET. ADJUSTED FROM AMERICAN BOARD OF ORTHODONTIC WEBSITE (www.americanboardortho.com). PLEASE GO DIRECTLY TO REFERENCE 16 TO OBTAIN A PDF SAMPLE.

4-12-2010 FOR PRINT ONLY.  
FOR ELECTRONIC SUBMISSION REQUIREMENT  
USE ABO CASE REPORT WORK FILE (PDF)

ABO CAST-RADIOGRAPH EVALUATION

CASE #  PATIENT

TOTAL C-R EVAL SCORE:

ALIGNMENT / ROTATIONS

MARGINAL RIDGES

BUCCOLINGUAL INCLINATION

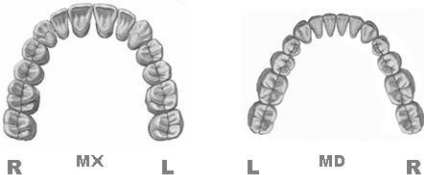
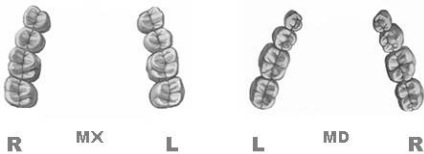
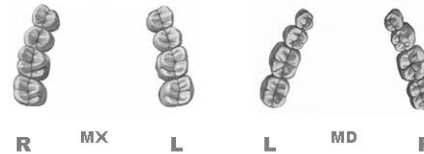

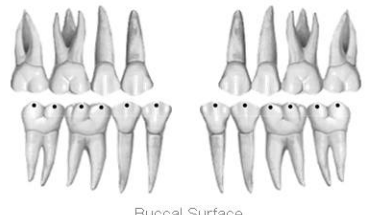
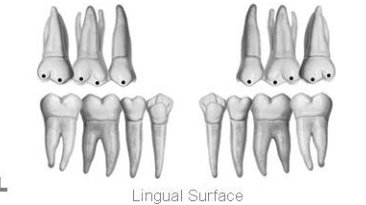

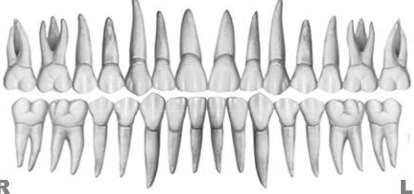
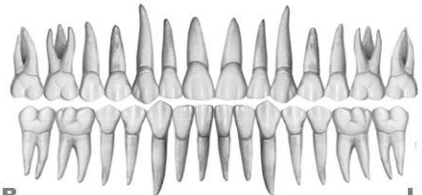
OVERJET

OCCLUSAL CONTACTS

OCCLUSAL RELATIONSHIPS

INTERPROXIMAL CONTACTS

ROOT ANGULATION

INSTRUCTIONS: PLACE SCORE BESIDE EACH DEFICIENT TOOTH AND ENTER TOTAL SCORE FOR EACH PARAMETER IN THE WHITE BOX.  
MARK EXTRACTED TEETH WITH "X". SECOND MOLARS SHOULD BE IN OCCLUSION.

Author calibration was performed by a video demonstration for learning proper dental measure followed by 3 practice session using ABO calibrated gauge whit a finished case from his personal collection prior gather data. digital demonstration is available through ABO Youtube Chanel <sup>17</sup>. All data were collected only by the main author.

### Statistic analysis

Descriptive values includes means, standard deviations, minimum, median and maximum scores for every variable. Normality test from total score was calculated using Anderson-Darling test Two tails t-test using 25 points as reference for total ABO-OGS score and Statistical software used was Minitab Express for Mac Version 1.5. Significance level set for all statistics was 0,05.

## Results

Mean values from sample in **TABLE 1** shows that buccolingual inclination, overjet and alignment scored the highest. Anderson Darling test (AD-Value) demonstrated normality from all variables with exception of alignment and interproximal contact (both with  $P = <0,0050$ ).

Likewise, **TABLE 2** consolidate individual characteristics variations from each variable within the study.

Also, in **TABLE 3** and **FIGURE 2** lies the results form two-tails t-test. *P*. value of 0,1291 demonstrate that sample ABO-OGS score is lower than 25 pts, although no statitiscal different.

**TABLE 1.**

AMERICAN BOARD OF ORTHODONTIC OBJECTIVE GRADING SCORES FROM SAMPLE

VARIABLE	MEAN (N=25)	STDEV	MIN	MEDIAN	MAX	ANDERSON-DARLING NORMALITY TEST	
						AD-VALUE	P.
ALIGNMENT	3,52	3,28	0,00	2,00	12,00	1,17	<0,0050
MARGINAL RIDGES	3,40	1,77	0,00	3,00	8,00	0,69	0,0641
BUCCOLINGUAL INCLINATION	4,72	3,29	0,00	4,00	12,00	0,37	0,3967
OCCUSAL CONTACT	2,36	1,99	0,00	2,00	7,00	0,70	0,0598
OCCUSAL RELATIONSHIP	3,08	2,27	0,00	3,00	8,00	0,53	0,1608
OVERJET	3,56	2,39	0,00	3,00	8,00	0,41	0,3159
INTERPROXIMAL CONTACT	1,28	1,56	0,00	1,00	6,00	1,69	<0,0050
TOTAL	22,16	9,03	8,00	23,00	41,00	0,47	0,2321

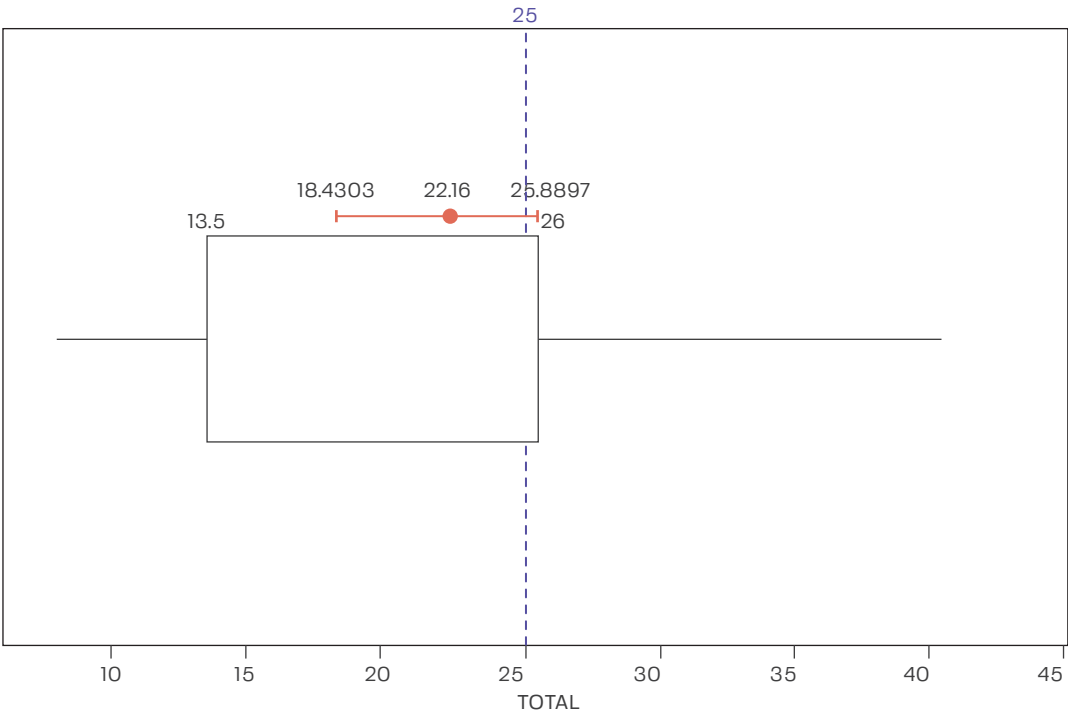
**TABLE 2.**  
INDIVIDUAL CHARACTERISTICS FROM EACH VARIABLE

VARIABLE	CHARACTERISTIC	N	MEAN	STDEV
ALIGNMENT	molar max	14	1,35	0,49
	premolar max	7	1,71	1,11
	canine max	4	1,25	0,50
	incisor max	5	1,40	0,54
	molar mdb	8	2,50	2,26
	premolar mdb	8	2,25	1,16
	canine mdb	2	1,50	0,70
	incisor mdb	2	1	0
MARGINAL RIDGES	molars max	16	1,68	0,79
	molar-premolar max	9	1,44	0,72
	premolars max	4	1,25	0,50
	molars mdb	16	1,87	0,88
	molar-premolar mdb	5	2,00	1,22
BUCOLINGUAL INCLINATION	molar max	18	2,83	1,75
	premolar max	4	1	0
	molar mdb	19	2,57	1,80
	premolar mdb	7	1,85	1,06
OVERJET	molar	5	2	1,00
	premolar	8	1,50	0,75
	canine	8	2,12	0,99
	incisor	19	2,57	1,21
OCCLUSAL RELATIONSHIP	molars	14	1,85	1,16
	premolars	15	2,26	1,09
	canines	10	1,70	0,94
OCCLUSAL CONTACT	bucal molars	8	2,00	1,06
	bucal premolars	6	2,33	0,51
	lingual molars	12	1,50	1,00
	lingual premolars	7	2,00	0,57
INTERPROXIMAL CONTACT	molar max	5	1,20	0,44
	molar-premolar max	1	1	0
	premolars max	1	1	0
	premolars-canine max	2	1,50	0,70
	canine-incisor max	1	1	0
	molar-premolar mdb	4	1	0
	premolars mdb	3	1,66	0,57
	premolar-canine mdb	3	1,33	0,57

TABLE 3.  
AMERICAN BOARD OF ORTHODONTIC OBJECTIVE GRADING SCORES FROM SAMPLE TOTAL T-TEST

25	22,160	9,035	18,430; 25,890	0,1291
----	--------	-------	----------------	--------

FIGURE 2.  
BOXPLOT OF ABO-OGS TOTAL WITH  $H_0$  AND 95% T-CONFIDENCE INTERVAL FROM THE MEAN



## Discussion

Health Educational Institutes lies on several principles such respect, not-harm and excellence; faculties and students should strive for the best possible results, pushing the boundaries of science and benefits for their patients, regardless of diagnosis difficulty. Clinical evaluation of former orthodontist should enable the most objective and practical way to point out individual strengths and weakness.

ABO-OGS is an easy way to understand clinical repercussions of treatment decisions and to mentor students progressions; allowing faculties to explain and students to understand consequences of daily basic activities, such: as occlusal relationship evaluation, proper bonding, elastic wearing, patients motivations. If this system is implanted from the beginning of orthodontic residency program, it has more chances to be included as an self evaluation tool in the professional life.

Total scores were similar of those previously reported<sup>18-23</sup>. However, it also found same difficulties on variables surrounding second molars areas like bucco-lingual inclinations, occlusal relationship and marginal ridges. On some studies, a finishing protocol was implanted afterwards with outstanding results compared to initial assessment, validating the benefits of the system and probably a psychological boost to faculties and students<sup>23-25</sup>.

This should not be taken in vain, Venezuela have been immersed in an economical negative fluctuation for may years that have diminished acquisition of remarkable orthodontic supplies and opportunities for continual education overseas. In addition, students have to buy all their equipment and supplies, creating a financial burden and debt to be carrying on for many years in a context whit few growth opportunities as needed and suggested previously<sup>26, 27</sup>. In others words, those students have learned to struggles and manage external and internal situations to accomplish an orthodontic treatment whit good results.

Although no radiographs were included in this studio, if its assumed the maximum standard deviation, it still be in range of the mentioned studies. Therefore, next steps are to incorporate ABO-OGS into case discussion and evaluation, following up assessed cases, enhance good quality of record keeping and design clinical finishing protocol that enables better scores and manages critical areas as commented early.

---

## Conclusions

Residents from University of Carabobo Orthodontic program have the clinical abilities to finish a case whit the standard suggests by American Board of Orthodontic. Determination of initial severity from cases attending the program and an update in finishing protocol are necessary to improve scores of aforementioned variables.

---

## References

- <sup>1</sup> Lemieux G, Carey JP, Flores-Mir C, Secanell M, Hart A, Lagravère MO. Precision and accuracy of suggested maxillary and mandibular landmarks with cone-beam computed tomography for regional superimpositions: An in vitro study. *Am J Orthod Dentofacial Orthop.* 2016; 149(1): 67-57.
- <sup>2</sup> Lagravère MO, Low C, Flores-Mir C, Chung R, Carey JP, Heo G et al. Intraexaminer and interexaminer reliabilities of landmark identification on digitized lateral cephalograms and formatted 3-dimensional cone-beam computerized tomography images. *Am J Orthod Dentofacial Orthop.* 2010; 137(5): 598-04.
- <sup>3</sup> Kaygisiz E, Uzuner FD, Taner L. A comparison of Three Orthodontic Treatment Indices with regard to Angle Classification. *J Clin Pediatr Dent.* 2016; 40(2): 169-74. doi: 10.17796/1053-4628-40.2.169.

- 4 Chalabi O, Preston CB, Al-Jewair TS, Tabbaa S. A comparison of orthodontic treatment outcomes using the Objective Grading System (OGS) and Peer Assessment Rating (PAR) index. *Aust Orthod J*. 2015; 31(2): 157-64.
- 5 Binad K, Schols AM, Schols JG. Another way of looking treatment stability. *Angle Orthod*. 2016 Feb 26. [Epub ahead of print]. DOI:10.2319/101515-697.1.
- 6 Cangialosi T, Riolo M, Owens E, Dykhous V, Moffit A, Grubb J et al. The American Board of Orthodontics and specialty certification: the first 50 years. *Am J Orthod Dentofacial Orthop* [Internet]. 2006 Apr [Cited: 2016 Jul 16] 129(4): 571-73. Available from: <https://www.americanboardortho.com/media/4323/appropriate-use-of-abo-designation-2006.pdf>.
- 7 Onyeaso CO, Begole EA. Relationship between index of complexity, outcome and need, dental aesthetic index, peer assessment rating index, and American Board Objective grading system. *Am J Orthod Dentofacial Orthop*. 2007; 131(2): 248-52.
- 8 Hiesh TJ, Pishanka Y, Roberts WE. Assessment of orthodontic treatment outcomes: early treatment versus late treatment. *Angle Orthod*. 2005; 75(2): 162-70.
- 9 Ackinci-Cansunar H, Uysal T. Comparison of orthodontic outcomes in non extraction, 2 maxillary premolar extraction, and 4 premolar extraction protocols with the American Board of Orthodontic objective grading system. *Am J Orthod Dentofacial Orthop*. 2014; 145(5): 595-602. doi: 10.1016/j.ajodo.2013.11.022.
- 10 Lassaire J, Costi A, Charpentier E, Castro M. Post -orthodontic intra- and interarch changes at 1year: a retrospective study assessing the impact of anterior fixed retention. *Int Orthod*. 2012; 10(2): 165-76. [Epub 2012 Apr 18]. doi: 10.1016/j.ortho.2012.03.005.
- 11 Stock GJ, McNamara JA, Baccetti T. Efficacy of 2 finishing protocols in the quality of orthodontic treatment outcomes. *Am J Orthod Dentofacial Orthop*. 2001; 140(5): 688-95. doi: 10.1016/j.ajodo.2011.02.026.
- 12 Lima R, Vogel C, Zen E, Bolognese A, Mucha J, Martins T. Brazilian Board of Orthodontics and Facial Orthopedics: Certifying excellence. *Dental Press J Orthod* [Internet] 2011; [Cited: 2016; 16] 16(4): 148-57. Available from: [http://www.scielo.br/pdf/dpjo/v16n4/en\\_a22v16n4.pdf](http://www.scielo.br/pdf/dpjo/v16n4/en_a22v16n4.pdf).
- 13 World Federation of Orthodontics [Internet]. Orthodontic Certifying Boards [updated 2012; cited: 2016 Jul 16] Available from: <http://www.wfo.org/about-wfo/programs/orthodontic-certifying-boards/>
- 14 Casco J, Vaden J, Kokich V, Damone J, Don James R, Cangialosi R et al. American Board of Orthodontics Objective grading system for dental cast and panoramic radiographs. *Am J Orthod Dentofacial Orthop*. 1998; 114(5): 589-99.
- 15 Dommar B, Lopez C, Falótico G. Criteria for ending Orthodontic treatment. *ODOUS Científica* [Internet]. 2014 Jan-Jun [Cited: 2016 Jul 16] (1): 36-44. Available from: <http://servicio.bc.uc.edu.ve/odontologia/revista/vol15-n1/art04.pdf>.

- 16 American Board of Orthodontics. ABO Cast-Radiograph Evaluation worksheet. [Updated: 2015]. Available from: <https://www.americanboardortho.com/media/1184/cast-radiograph-worksheet-for-print.pdf>.
- 17 Youtube [Internet]. C-R Eval for Measurement Demonstration [Updated: 2011 March 23; cited 2016 Jul 16]. [About 4 videos]. Available from: <https://www.youtube.com/playlist?list=PLFOE2990392CDFC65>.
- 18 Anthopoulou C, Konstantonis D, Makou M. Treatment outcomes after extraction and nonextraction treatment evaluated with the American Board of Orthodontics objective grading system. *Am J Orthod Dentofacial Orthop*. 2014; 146(6): 717-23. doi: 10.1016/j.ajodo.2014.07.025.
- 19 Song GY1, Baumrind S, Zhao ZH, Ding Y, Bai YX, Wang L et al. Validation of the American Board of Orthodontics Objective Grading System for assessing the treatment outcomes of Chinese patients. *Am J Orthod Dentofacial Orthop*. 2013; 144(3): 391-7. doi: 10.1016/j.ajodo.2013.04.018.
- 20 Santiago JJ, Martínez CJ. Use of the Objective Grading System of the American Board of Orthodontics to evaluate treatment at the Orthodontic Graduate Program Clinic, University of Puerto Rico, 2007-2008. *Puerto Rico Health Sci J*. 2012; 31(1): 29-34.
- 21 Mislik B, Konstantonis D, Katsadouris A, Eliades T. University clinic and private practice treatment outcomes in Class I extraction and nonextraction patients: A comparative study with the American Board of Orthodontics Objective Grading System. *Am J Orthod Dentofacial Orthop*. 2016; 149(2): 253-8. doi: 10.1016/j.ajodo.2015.10.012.
- 22 Stock GJ, McNamara JA, Baccetti T. Efficacy of 2 finishing protocols in the quality of orthodontic treatment outcome. *Am J Orthod Dentofacial Orthop*. 2011; 140(5): 688-95. doi: 10.1016/j.ajodo.2011.02.026.
- 23 Carvajal-Flórez A, Barbosa-Lis DM, Zapata-Noreña OA, Marín-Velásquez JA, Afanador-Bayona SA. Orthodontic treatment outcomes obtained by application of a finishing protocol. *Dental Press J Orthod*. 2016; 21(2): 88-94. doi: 10.1590/2177-6709.21.2.088-094.oar.
- 24 American Board of Orthodontics. The benefits of certification by the american board of orthodontics. *Am J Orthod Dentofacial Orthop*. 1999; 116(1): 110.
- 25 Yilmaz RB, Nalbantgil D, Ozdemir F. The Effect of Awareness of American Board of Orthodontics Criteria on Treatment Outcomes in a Postgraduate Dental Clinic. *J Dent Educ*. 2016; 80(9): 1091-1097.
- 26 Pruzansky D, Ellis B, Hyun Park J. Influence of Student-Loan Debt on Orthodontic Residents and Recents Graduates. *JCO*. 2016; 50(1): 23-32.
- 27 Noble J, Hechter FJ, Karaikos N, Wiltshire W.A. Motivational factors and future life plans of orthodontic residents in the United States. *Am J Orthod*. 2010; 137: 623-630.